



The Sea Otter

The sea otter (*Enhydra lutris*) is a type of mammal that lives just off the coast of California. Sea otters spend most of their lives in the water. They have webbed feet, water repellent fur that keeps them warm and dry, and their nostrils and ears close in the water. These adaptations have allowed sea otters to thrive in the ocean.

Sea Otters float on their back at the water's surface. They sometimes float on top of kelp forests or seaweed, in which they entangle themselves to provide anchorage in the ocean.



Sea otters eat sea urchins, clams, mussels, snails, crabs, squid, octopuses, and fish. They are often seen laying on their backs with a clam or mussel and a rock. Otters will place the rock on their chest and use it to break open shellfish. They also hold their infants on their chest while floating on their back in the water.

Create your very own sea otter with this simple craft activity!

Materials

- Brown paper lunch bag
- Scissors
- Glue
- Markers or crayons
- Printed sea otter template





The Sea Otter

Step 1

Print out the sea otter template and baby sea otter and sea stars template. Using markers or crayons, color in each page.



Step 2

Cut out the sea otter pieces. Glue the head of the sea otter to the top flap of the paper bag.




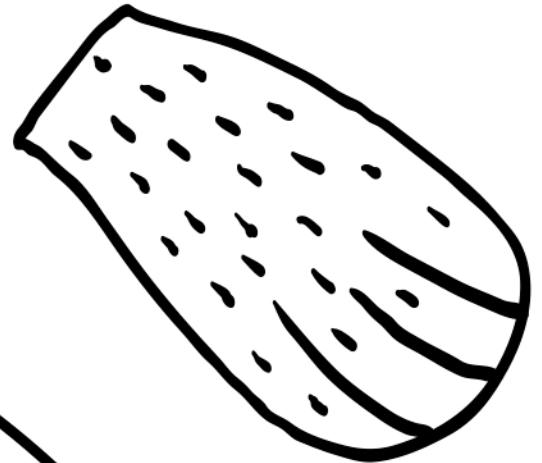



Step 3

Glue the baby sea otter in the middle of the paper bag. Glue the arms of the sea otter facing in to look like it is holding the baby. Then glue the legs and starfish on the paper bag.



Take a picture of your masterpiece and tag us, @dunescenter on Instagram and @gndunescenter on Facebook.

Sea Otter Template



Baby Sea Otter
and Sea Stars

