



The Compost Cycle

Before you make your own compost pile, make sure you understand the cycle! In this activity you will learn about the compost cycle and learn to determine which phases comes first.


Materials

- Scissors

- Pencil

Step 1

Each circle is a phase of the compost cycle. Each box describes a circle and phase. Cut out all circles and boxes.



Step 2


Read each box and determine what image corresponds. Once you match all boxes and circles determine the order from beginning to end of the compost cycle.



order box: 4, 2, 6, 3, 1, 5

Box 1 goes with Circle 3
Box 2 goes with Circle 4
Box 3 goes with Circle 2
Box 4 goes with Circle 1
Box 5 goes with Circle 5
Box 6 goes with Circle 6

Answers:



6 We throw scraps into a compost bin.


5 Repeat.

4 We eat fresh food.

3 The food scraps decompose.

2 We produce food scraps.

1 Compost helps to make healthy food grow.



Once you complete the project check your answers with the box to the right. Reflect on the compost process and what you've learned from this activity.